


# NYC THE NEW YORK CITY DEPARTMENT OF HEALTH AND MENTAL HYGIENE

 Search

 TRANSLATE THIS PAGE

 PRINT THIS PAGE

 EMAIL A FRIEND

TURN SUB-MENUS OFF

[HOME](#)
[HEALTH TOPICS A-Z](#)
[HEALTHY LIVING](#)
[MENTAL & BEHAVIORAL HEALTH](#)
[HEALTHY ENVIRONMENT](#)
[EMERGENCY PREPAREDNESS](#)
[DATA & STATISTICS](#)


## Data & Statistics

[Home](#) > [Data & Statistics](#)

### Data and Statistics

The Health Department gathers data and statistics from New Yorkers and use health professionals about the health of the City over time, to establish depa health policy at all levels of government.



**Publications:** Read Health Department publications, many conclusions from the data.

### Browse Profiles and Presentations by Borough

Browse through the 2006 New York City Community Health Profiles and statistics sortable by indicators.

- Bronx
- Brooklyn
- Manhattan
- Queens
- Staten Island
- Related Publications

#### Bronx

- Kingsbridge and Riverdale (PDF) (PPT highlights)
- Northeast Bronx (PDF) (PPT highlights)
- Fordham and Bronx Park (PDF) (PPT highlights)
- Southeast Bronx (PDF) (PPT highlights)
- Central Bronx (PDF) (PPT highlights)
- Highbridge and Morrisania (PDF) (PPT highlights)
- Hunts Point and Mott Haven (PDF) (PPT highlights)

#### Brooklyn

- Greenpoint (PDF) (PPT highlights)
- Northwest Brooklyn (PDF) (PPT highlights)
- Central Brooklyn (PDF) (PPT highlights)
- East New York and New Lots (PDF) (PPT highlights)
- Sunset Park (PDF) (PPT highlights)
- Borough Park (PDF) (PPT highlights)
- Flatbush (PDF) (PPT highlights)
- Canarsie and Flatlands (PDF) (PPT highlights)
- Southwest Brooklyn (PDF) (PPT highlights)
- Southern Brooklyn (PDF) (PPT highlights)
- Bushwick and Williamsburg (PDF) (PPT highlights)

#### Manhattan

- Inwood and Washington Heights (PDF) (PPT highlights)
- Central Harlem (PDF) (PPT highlights)
- East Harlem (PDF) (PPT highlights)
- Chelsea and Clinton (PDF) (PPT highlights)
- Greenwich Village and SoHo (PDF) (PPT highlights)
- Upper West Side (PDF) (PPT highlights)
- Gramercy Park and Murray Hill (PDF) (PPT highlights)
- Upper East Side (PDF) (PPT highlights)
- Lower East Side (PDF) (PPT highlights)
- Lower Manhattan (PDF) (PPT highlights)



# Resources

The background of the slide is a solid blue color. At the bottom, there are several overlapping, wavy white lines that create a sense of depth and movement, resembling a stylized horizon or water surface.

2. Select a Snapshot from the Categories below. Customizable profiles, where you can choose your own indicators, are marked with an asterisk\*.

### New York

- ☐ **Overall Health and Health Care Topics**  
Key Indicators of child health status, insurance and health care access, and family/social content
- ☐ **Health Care System Quality and Performance**  
Topic-Specific: Quality indicators, Medical Home & Health People 2010
- ☐ **Health Status and Disparities in Child Health Across Populations**  
Topic-Specific: CSHCN vs. Non-CSHCN, Race/Ethnicity & Rural-Urban Status
- ☐ **Specific Health Problems and Conditions**  
Topic-Specific: Mental Health, Obesity, and Selected Conditions

The screenshot shows the homepage of the Data Resource Center for Child & Adolescent Health. The header features the logo with the tagline "Your Data ... Your Story" and the full name of the center, noting it is a project of the Child and Adolescent Health Measurement Initiative. Navigation buttons include "About the Data Resource Center", "Learn About the Surveys", "Browse the Data", "Put Data into Action", and "Get Help". A "Keyword Search" bar is on the right. A large banner image shows a doctor examining a child, with text stating: "Publicly insured children are more likely to have insurance coverage which adequately meets their health needs than privately insured". To the right of the banner are links for "Survey Fast Facts", "Quick Data Search", "Get State Snapshots", and "How to Use This Site". Below the banner, a "Welcome to the Data Resource Center for Child & Adolescent Health!" message is followed by a paragraph about the center's mission and a link to "Learn more about the DRC". On the right side, there is a "Data at a Glance" section with a map of the United States and a "Browse State Snapshots" button. At the bottom right, a "Connect with the DRC" section offers an email sign-up with a "Submit" button.

**Your Data ... Your Story**  
**Data Resource Center for Child & Adolescent Health**  
*A project of the Child and Adolescent Health Measurement Initiative*

[About the Data Resource Center](#) [Learn About the Surveys](#) [Browse the Data](#) [Put Data into Action](#) [Get Help](#)

**Publicly insured**  
children are more likely to have insurance coverage which adequately meets their health needs than privately insured

[Survey Fast Facts](#)  
[Quick Data Search](#)  
[Get State Snapshots](#)  
[How to Use This Site](#)

**Welcome to the Data Resource Center for Child & Adolescent Health!**  
Trying to find your way? Take a [tour](#) of our website and give us [your feedback](#).

The mission of the Data Resource Center (DRC) is to take the voices of parents, gathered through the [National Survey of Children's Health \(NSCH\)](#) and the [National Survey of Children with Special Health Care Needs \(NS-CSHCN\)](#), and share the results through this free online resource. Easy access to children's health data allows researchers, policymakers, family advocates and consumers to work together to promote a higher quality health care system for children, youth and families. [Learn more about the DRC](#)

**Data at a Glance**  
At your fingertips—easy-to-read data snapshots for each state

State/Region: **Nationwide** [Browse State Snapshots](#)

**Connect with the DRC**  
Sign up for email updates  
email address  [Submit](#)





## Community Facts - Find popular facts and frequently requested data about your community

1 Community Facts

2 Table Viewer

DP05


ACS DEMOGRAPHIC AND HOUSING ESTIMATES   
2008-2012 American Community Survey 5-Year Estimates

Table View [← BACK TO COMMUNITY FACTS](#)

Actions:  [Modify Table](#) |  [Bookmark](#) |  [Print](#) |  [Download](#) |  [Create a Map](#)

 [View Geography Notes](#) |  [View Table Notes](#)

Although the American Community Survey (ACS) produces population, demographic and housing unit estimates, it is the Census Bureau's Population Estimates Program that produces and disseminates the official estimates of the population for the nation, states, counties, cities and towns and estimates of housing units for states and counties.

1  
81 of 81

Subject	Cazenovia town, Madison County, New York			
	Estimate	Margin of Error	Percent	Percent Margin of Error
SEX AND AGE				
Total population	7,044	+/-33	7,044	(X)
Male	3,382	+/-159	48.0%	+/-2.2
Female	3,662	+/-158	52.0%	+/-2.2
Under 5 years	224	+/-79	3.2%	+/-1.1
5 to 9 years	433	+/-103	6.1%	+/-1.5
10 to 14 years	627	+/-137	8.9%	+/-1.9





## U.S. Census Bureau

### AMERICAN FactFinder

S0901 CHILDREN CHARACTERISTICS

2008-2012 American Community Survey 5-Year Estimates

Supporting documentation on code lists, subject definitions, data accuracy, and statistical testing can be found on the American Community Survey website in the Data and Documentation section.

Sample size and data quality measures (including coverage rates, allocation rates, and response rates) can be found on the American Community Survey website in the Methodology section.

Although the American Community Survey (ACS) produces population, demographic and housing unit estimates, it is the Census Bureau's Estimates Program that produces and disseminates the official estimates of the population for the nation, states, counties, cities and towns, and estimates of housing units for states and counties.

Subject	Total	ZCTAS 10025
		In married-couple family household

## U.S. Census Bureau

### AMERICAN FactFinder

QT-P2 Single Years of Age and Sex: 2010

2010 Census Summary File 1

NOTE: For information on confidentiality protection, nonsampling error, and definitions, see <http://www.census.gov/prod/cen2010/doc/sf1.pdf>.

Geography: Voorheesville village, New York

Age	Number			Percent	
	Both sexes	Male	Female	Both sexes	Male
Total population (all ages)	2,789	1,357	1,432	100.0	100.0
Under 5 years	165	82	83	5.9	5.0
Under 1 year	28	14	14	1.0	1.0
1 year	31	14	17	1.1	1.0
2 years	31	14	17	1.1	1.0
3 years	33	19	14	1.2	1.4
4 years	42	21	21	1.5	1.5
5 to 9 years	101	51	50	3.6	3.7

Estimate	Margin of Error	Estimate	Margin of Error
13,516	+/-1,129	8,877	+/-763
38.6%	+/-3.9	43.3%	+/-4.9
31.9%	+/-3.4	30.0%	+/-3.7
29.4%	+/-3.5	26.7%	+/-3.8

# diversitydatakids.org

data for a diverse and equitable future

Explore hundreds of measures of child wellbeing and policy analysis from a unique information source that documents diversity, opportunity, and equity among US children. [About Us](#) | [Mailing List](#)



Home

Profiles

Rankings

Maps

Child Opportunity Maps

Policy







What does it take for a child to succeed?

[www.aecf.org](http://www.aecf.org)

A new KIDS COUNT policy report shows how we can put kids on a path toward lifetime success.

THE FIRST EIGHT YEARS  
giving kids a foundation for lifetime success

policy  
report  
KIDS COUNT



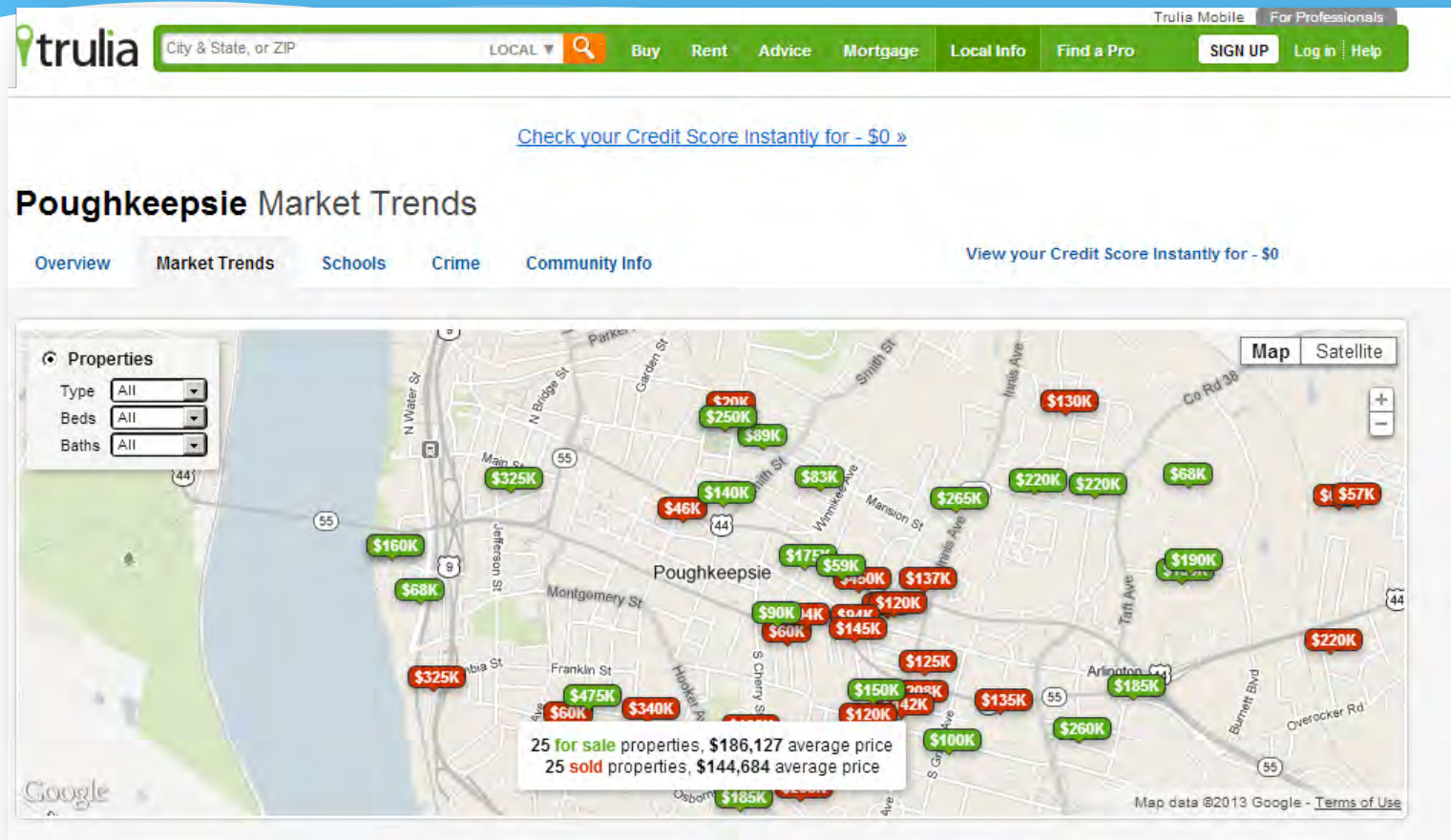
New User Experience. Same Trusted Data.



The New KIDS COUNT Data Center Launches June 24  
[datacenter.kidscount.org](http://datacenter.kidscount.org)




# Surprising Allies in Business





# Data Questions?



# Next Steps


- \* Possible topics for next webinar?
  - \* Budget planning and cost allocation
  - \* Program models

*Send us your **subsidy questions** and we will get them to the right person at OCFS.*





# The ECAC

Select Language 

Powered by Google Translate

 ECAC MEMBER LOGIN [About](#)[Priorities](#)[Where Do I Fit In?](#)[News and Events](#)[Resources](#)[Contact Us](#)

## A Smart Investment

*"Economically speaking, early childhood programs are a good investment, with inflation-adjusted annual rates of return on the funds dedicated to these programs estimated to reach 10% or higher. Very few alternative investments can promise that kind of return."* - Ben Bernanke, Chairman, Federal Reserve

Investment in early childhood education isn't just good for children – it's also good for New York's economy. Every dollar invested in high quality early education returns up to \$14 in savings, by reducing remedial and special education; juvenile justice services and welfare support.

[...Read More](#)Connect Now      



# State Resources

Early Childhood Advisory Council  
Website for the Early Head Start  
Child Care Partnership  
information for New York

2013 NY State Head Start & Early  
Head Start Needs Assessment

Available  
for  
Download



# Federal Resources

**Early Head Start Tip Sheets**

**Early Head Start Child Care  
Partnership FAQs**


**Early Head Start Child Care  
Partnership Tool Kit**

Links  
available  
on  
Resources  
download





# The ECAC

Select Language 

Powered by Google Translate

 ECAC MEMBER LOGIN [About](#)[Priorities](#)[Where Do I Fit In?](#)[News and Events](#)[Resources](#)[Contact Us](#)

## A Smart Investment

*"Economically speaking, early childhood programs are a good investment, with inflation-adjusted annual rates of return on the funds dedicated to these programs estimated to reach 10% or higher. Very few alternative investments can promise that kind of return."* - Ben Bernanke, Chairman, Federal Reserve

Investment in early childhood education isn't just good for children – it's also good for New York's economy. Every dollar invested in high quality early education returns up to \$14 in savings, by reducing remedial and special education; juvenile justice services and welfare support.

[...Read More](#)Connect Now      



# Are You Planning To Apply?

- **Register with Grants.gov**
  - Only the *Applicant organization* needs to register
  - The registration process can take one to three weeks depending on your organization, so start now!
  - You will receive notifications based on Funding Opportunity Number (FON)  
*A FON is a number that a federal agency assigns to each specific grant announcement*
- **Obtain Data Universal Numbering System (DUNS) Number**
- **Register in System for Award Management (SAM) Eligibility Requirements**
- **Visit: <http://www.acf.hhs.gov/grants/register-and-get-ready>**



# Email EHSCC Grant Questions To:

[ehs.ccpartnerships@acf.hhs.gov](mailto:ehs.ccpartnerships@acf.hhs.gov)



# Email NY Subsidy Questions To:

[Patricia.Persell@ccf.ny.gov](mailto:Patricia.Persell@ccf.ny.gov)





# Email Data Questions to:

[Cate.Bohn@ccf.ny.gov](mailto:Cate.Bohn@ccf.ny.gov)

